

RESEARCH BRIEF

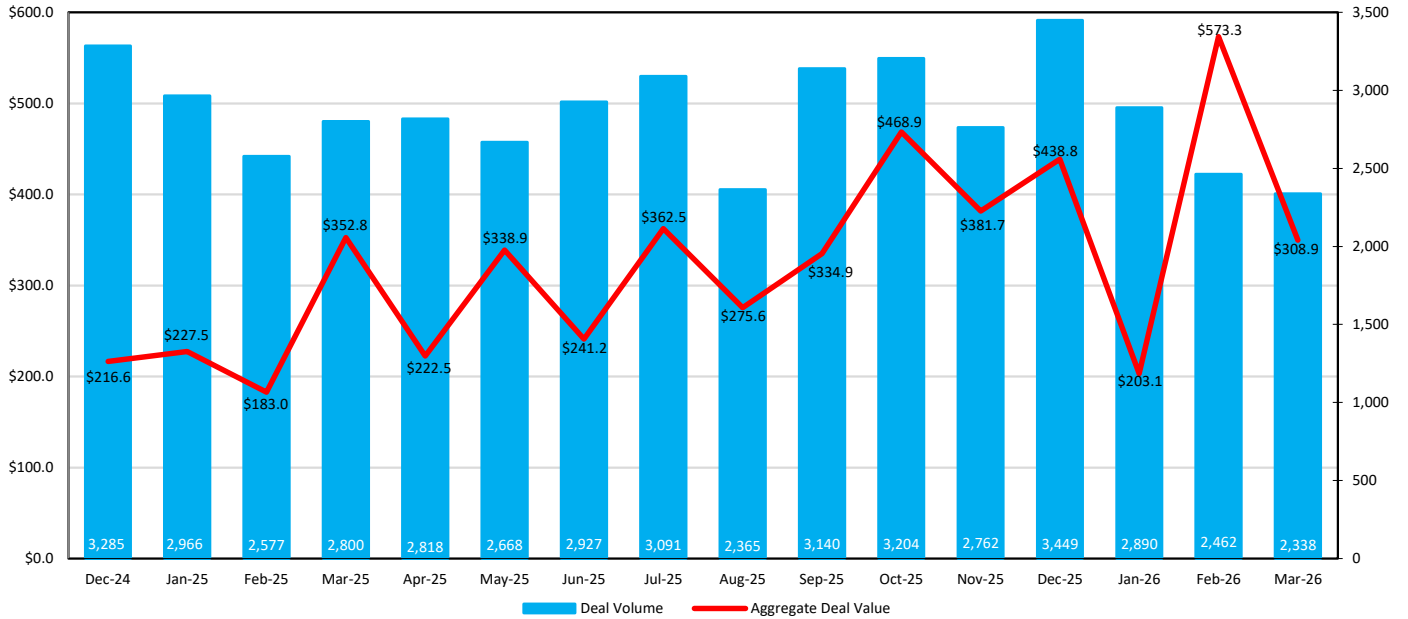
Flashwire Quarterly

1st Quarter 2026

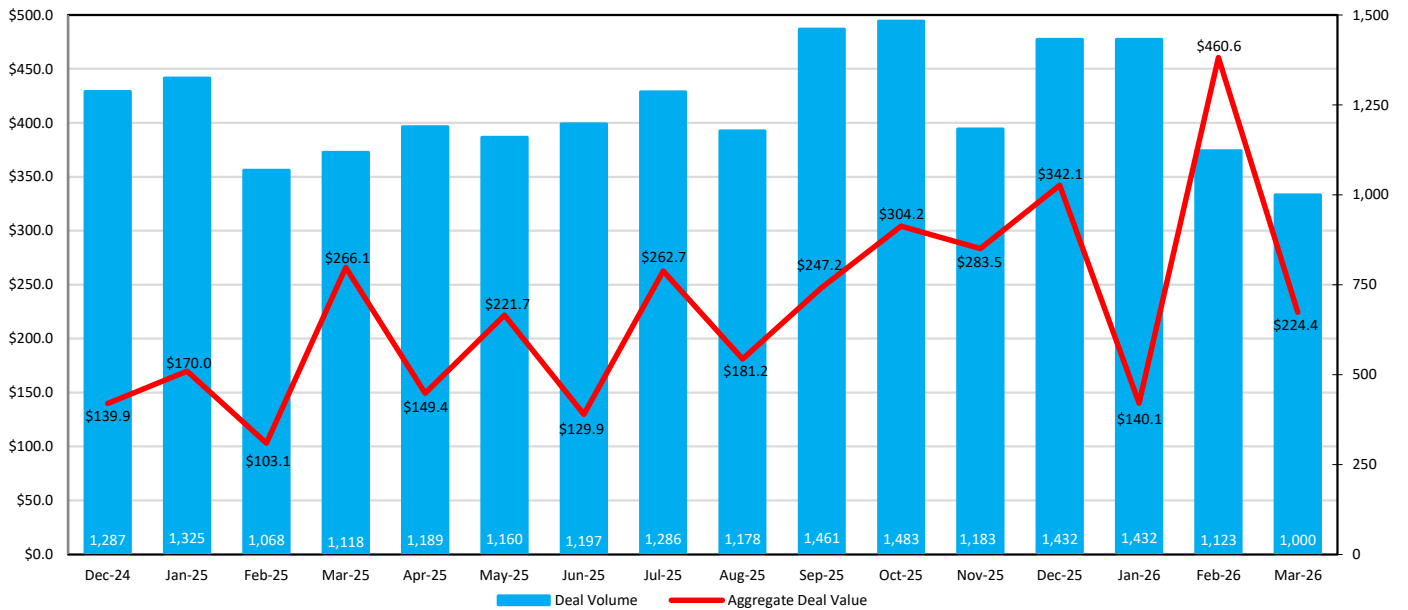
M&A Market Index	2
Deal Volume	4
Global	5
United States	7
US Middle Market	9
Europe	11
United Kingdom	13
Asia ex-Japan	15
Japan	17
US Activism and Defense	18
Global Activism and Defense	19

Market Index

The Global Mergers & Acquisitions Market Index



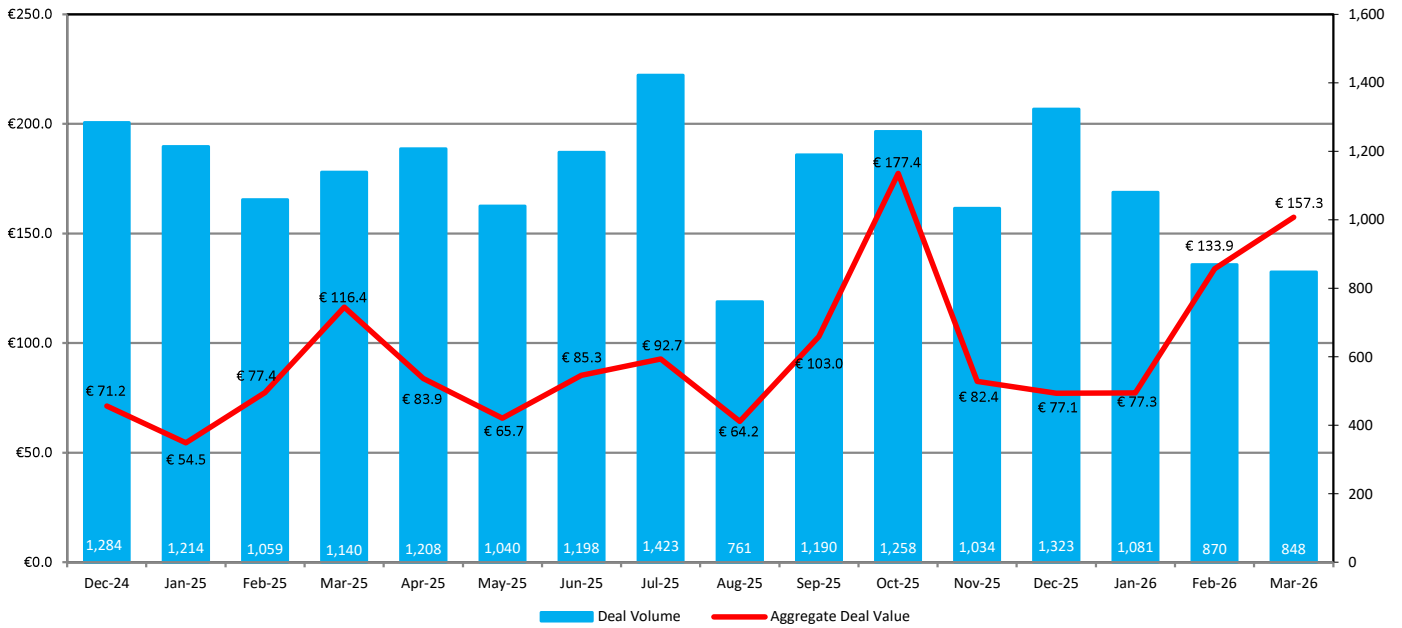
The US Mergers & Acquisitions Market Index



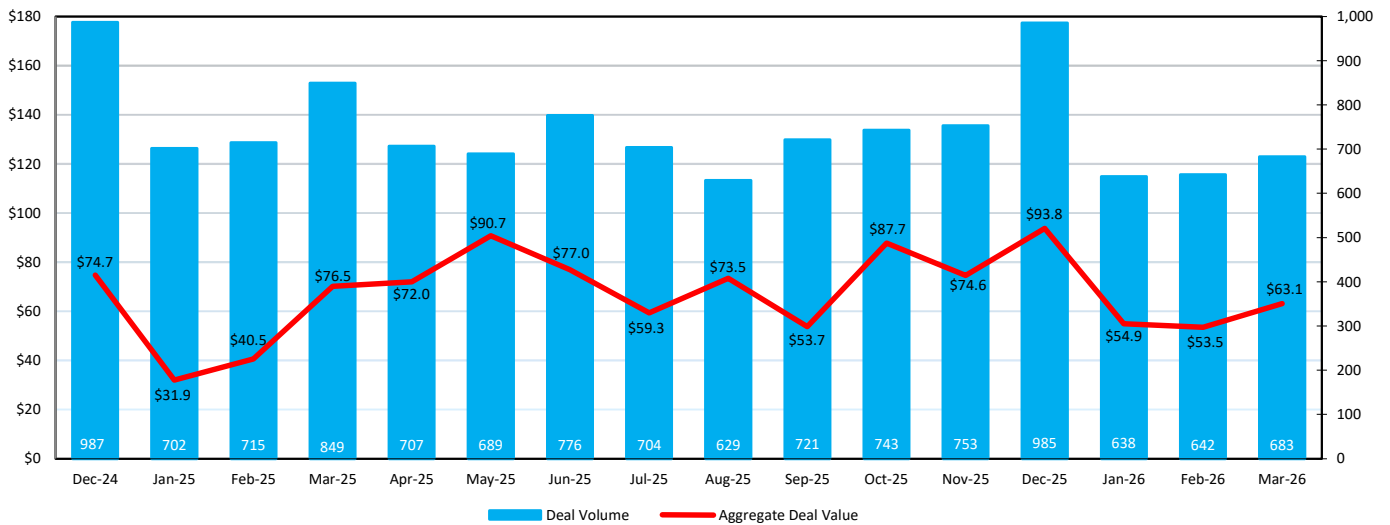
If you would like to participate in our league table rankings or have questions about league table criteria, please contact advisors@factset.com or North America: Tayo Olatoyan – tolatoyan@factset.com, Global: Anita Abbas – aabbas@factset.com, Activism: sharkrepellentadvisors@factset.com.

Market Index

The Europe Mergers & Acquisitions Market Index



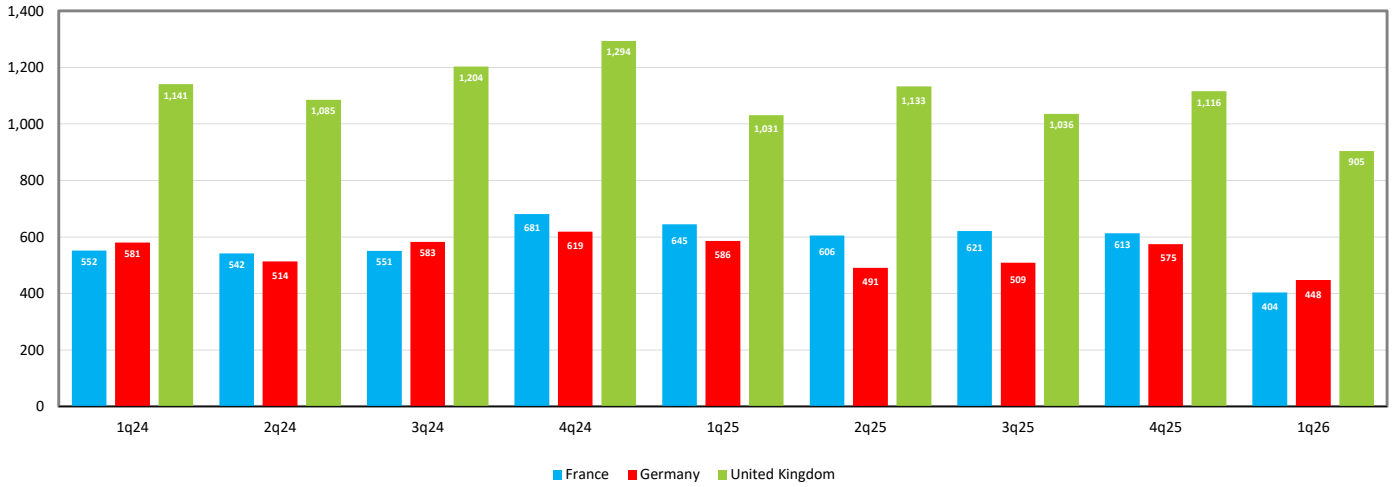
The Asia Mergers & Acquisitions Market Index



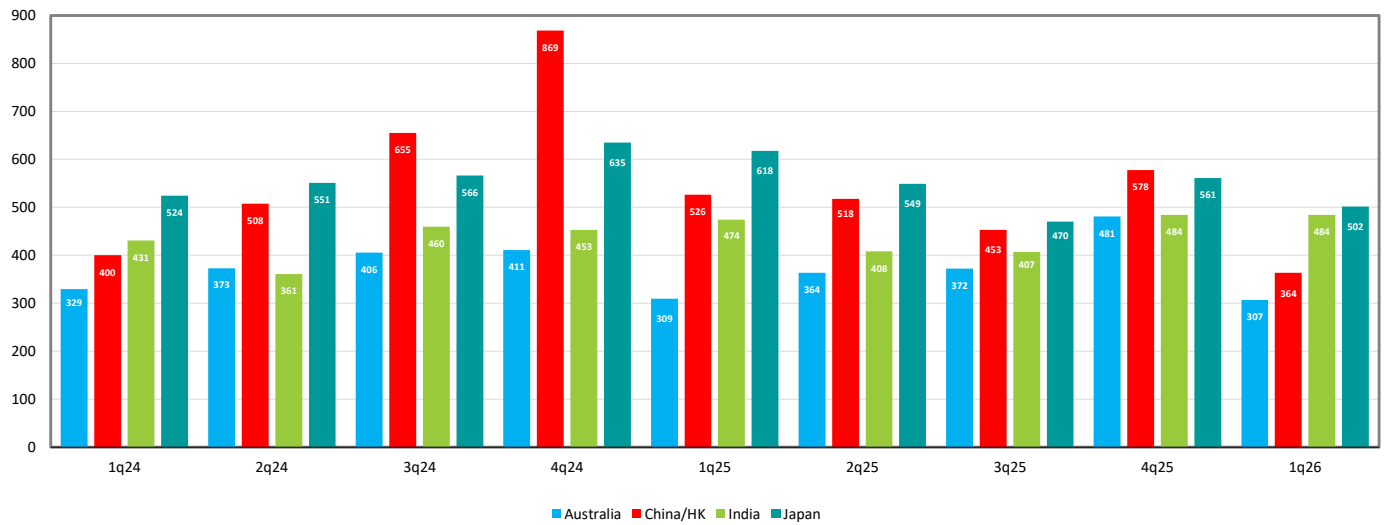
If you would like to participate in our league table rankings or have questions about league table criteria, please contact advisors@factset.com or North America: Tayo Olatoyan – tolatoyan@factset.com, Global: Anita Abbas – aabbas@factset.com, Activism: sharkrepellentadvisors@factset.com.

Deal Volume By Country

Europe: Deal Volume by Country



Asia: Deal Volume by Country



If you would like to participate in our league table rankings or have questions about league table criteria, please contact advisors@factset.com or North America: Tayo Olatoyan – tolatoyan@factset.com, Global: Anita Abbas – aabbas@factset.com, Activism: sharkrepellentadvisors@factset.com.

GLOBAL: ANNOUNCED DEALS – RANKED BY TRANSACTION VALUE

Financial Advisor			Legal Advisor				
	Transaction Value (\$Mil)*	Total Deals**		Transaction Value (\$Mil)*	Total Deals**		
1.	Goldman Sachs & Co.	\$319,908.5	90	1.	Gibson, Dunn & Crutcher LLP	\$301,350.5	49
2.	JPMorgan Chase & Co	259,535.9	81	2.	Sullivan & Cromwell LLP	297,330.7	26
3.	Morgan Stanley	177,299.1	72	3.	Skadden, Arps, Slate, Meagher & Flom LLP	143,383.9	50
4.	Citigroup	140,074.1	32	4.	Kirkland & Ellis LLP	117,550.7	130
5.	Evercore, Inc.	104,075.0	47	5.	Latham & Watkins LLP	104,323.6	107
6.	Lazard	87,471.3	36	6.	Fried, Frank, Harris, Shriver & Jacobson	96,066.7	16
7.	Centerview Partners LLC	85,762.9	29	7.	Simpson Thacher & Bartlett LLP	93,177.1	38
8.	BofA Securities	80,847.2	40	8.	Davis Polk & Wardwell LLP	80,171.5	20
9.	UBS Group AG	78,642.1	31	9.	Paul, Weiss, Rifkind, Wharton & Garrison	79,823.3	49
10.	Barclays Plc	76,049.0	38	10.	Wachtell, Lipton, Rosen & Katz	79,488.4	16
11.	Wells Fargo & Co.	71,714.9	20	11.	Cleary Gottlieb Steen & Hamilton LLP	65,894.2	18
12.	BNP Paribas SA	61,417.8	12	12.	Jones Day LP	59,254.0	47
13.	Rothschild & Co	58,068.3	60	13.	Cravath, Swaine & Moore LLP	55,418.8	15
14.	The Toronto-Dominion Bank	43,251.1	28	14.	White & Case LLP	53,004.5	27
15.	Jefferies LLC	41,955.0	55	15.	A&O Shearman LLP	48,198.8	45
16.	Banco Santander SA	38,609.3	10	16.	Clifford Chance LLP	48,080.9	25
17.	Ernst & Young Global Ltd.	32,048.8	80	17.	Herbert Smith Freehills Kramer LLP	44,953.7	30
18.	RBC Capital Markets	24,485.3	22	18.	Weil, Gotshal & Manges LLP	35,006.9	38
19.	Perella Weinberg Partners	21,187.9	14	19.	Linklaters LLP	34,833.3	18
20.	Moelis & Co.	20,858.0	35	20.	Macfarlanes LLP	34,715.6	8
21.	Banca Monte dei Paschi di Siena SpA	20,130.9	7	21.	Freshfields Bruckhaus Deringer LLP	34,706.0	23
22.	Guggenheim Capital LLC	19,249.6	13	22.	Wilson Sonsini Goodrich & Rosati	31,825.7	33
23.	Deloitte LLP	19,075.5	35	23.	Slaughter & May Ltd.	29,472.7	6
24.	Deutsche Bank AG	18,939.2	22	24.	Sidley Austin LLP	24,400.7	25
25.	BMO Capital Markets Corp	18,241.5	22	25.	Hogan Lovells	24,272.3	25
26.	Houlihan Lokey, Inc.	14,346.4	84	26.	Gianni & Origoni	22,970.6	8
27.	Piper Sandler Cos.	14,090.6	36	27.	Arnold & Porter Kaye Scholer LLP	22,455.6	7
28.	Scotiabank	11,799.8	13	28.	Stikeman Elliott LLP	20,698.5	23
29.	Marsh & McLennan Cos., Inc.	11,076.9	6	29.	Fenwick & West LLP	20,019.1	16
30.	Barrenjoey Capital Partners Group	10,632.9	5	30.	Uría Menéndez Abogados SLP	19,988.0	15
31.	Qatalyst Group LP	10,147.8	3	31.	J. Sagar Associates	19,250.2	10
32.	National Bank of Canada	9,978.2	7	32.	CMS	19,100.5	58
33.	Robert W. Baird & Co.	9,270.1	39	33.	Ropes & Gray LLP	17,128.8	30
34.	KPMG International Coop.	9,076.3	54	34.	Lenz & Staehelin AG	16,592.0	4
35.	Sumitomo Mitsui Financial Group, Inc.	8,682.1	9	35.	Mayer Brown LLP	14,612.3	18
36.	Stifel/KBW	8,439.5	36	36.	Goodwin Procter LLP	14,039.5	67
37.	Eastdil Secured Advisors LLC	8,211.2	2	37.	Hunton Andrews Kurth LLP	13,571.8	10
38.	Macquarie Group	7,777.0	14	38.	Hengeler Mueller Partnerschaft	13,293.0	7
39.	Mitsubishi UFJ Morgan Stanley	7,229.0	3	39.	Cooley LLP	12,718.1	40
40.	Canadian Imperial Bank of Commerce	7,012.2	3	40.	Paul Hastings LLP	12,365.0	34
41.	Desjardins Securities, Inc.	6,839.6	2	41.	Covington & Burling LLP	11,936.7	5
42.	BBVA Corporate & Investment Banking SA	6,641.3	1	42.	Stibbe NV	11,750.3	5
43.	PJT Partners, Inc.	6,437.1	10	43.	King & Spalding LLP	11,473.6	12
44.	Rabobank	5,975.2	12	44.	Davies Ward Phillips & Vineberg LLP	11,407.3	6
45.	PricewaterhouseCoopers	5,610.8	85	45.	McCarthy Tétrault LLP	11,241.2	7
46.	Mizuho Financial Group, Inc.	5,245.9	13	46.	DLA Piper Group	11,218.9	36
47.	Harris Williams & Co.	4,915.0	22	47.	Ashurst LLP	10,616.0	12
48.	Cantor Fitzgerald LP	4,792.8	6	48.	Allens	10,584.6	5
49.	LionTree LLC	4,747.8	5	49.	Barrett & McNagny LLP	9,479.5	1
50.	Daiwa / DC Advisory	4,736.5	29	50.	Meitar Law Offices	9,203.6	2

* Transaction Value is the aggregate base equity plus the target's net debt, where applicable.

** Total Deals includes deals that reported a deal value as well as those that did not.

If you would like to participate in our league table rankings or have questions about league table criteria, please contact advisors@factset.com or North America: Tayo Olatoyan – tolatoyan@factset.com, Global: Anita Abbas – aabbas@factset.com, Activism: sharkrepellentadvisors@factset.com.

GLOBAL: ANNOUNCED DEALS – RANKED BY NUMBER OF DEALS

Financial Advisor		Transaction Value (\$Mil)*	Total Deals**	Legal Advisor		Transaction Value (\$Mil)*	Total Deals**
1.	Goldman Sachs & Co.	\$319,908.5	90	1.	Kirkland & Ellis LLP	\$117,550.7	130
2.	PricewaterhouseCoopers	5,610.8	85	2.	Latham & Watkins LLP	104,323.6	107
3.	Houlihan Lokey, Inc.	14,346.4	84	3.	Goodwin Procter LLP	14,039.5	67
4.	JPMorgan Chase & Co	259,535.9	81	4.	CMS	19,100.5	58
5.	Ernst & Young Global Ltd.	32,048.8	80	5.	Skadden, Arps, Slate, Meagher & Flom LLP	143,383.9	50
6.	Morgan Stanley	177,299.1	72	6.	Gibson, Dunn & Crutcher LLP	301,350.5	49
7.	BDO LLP	608.2	65	6.	Paul, Weiss, Rifkind, Wharton & Garrison	79,823.3	49
8.	Rothschild & Co	58,068.3	60	8.	Jones Day LP	59,254.0	47
9.	Jefferies LLC	41,955.0	55	9.	A&O Shearman LLP	48,198.8	45
10.	KPMG International Coop.	9,076.3	54	10.	Cooley LLP	12,718.1	40
11.	Evercore, Inc.	104,075.0	47	11.	Simpson Thacher & Bartlett LLP	93,177.1	38
12.	BofA Securities	80,847.2	40	11.	Weil, Gotshal & Manges LLP	35,006.9	38
13.	Robert W. Baird & Co.	9,270.1	39	13.	DLA Piper Group	11,218.9	36
14.	Barclays Plc	76,049.0	38	14.	Paul Hastings LLP	12,365.0	34
15.	Lazard	87,471.3	36	15.	Wilson Sonsini Goodrich & Rosati	31,825.7	33
15.	Lincoln International LLC	943.0	36	16.	Willkie Farr & Gallagher LLP	7,225.7	32
15.	Piper Sandler Cos.	14,090.6	36	17.	Herbert Smith Freehills Kramer LLP	44,953.7	30
15.	Stifel/KBW	8,439.5	36	17.	Ropes & Gray LLP	17,128.8	30
19.	Deloitte LLP	19,075.5	35	19.	White & Case LLP	53,004.5	27
19.	Moelis & Co.	20,858.0	35	20.	Morrison & Foerster LLP	4,831.6	26
21.	Grant Thornton International Ltd.	789.4	33	20.	Sullivan & Cromwell LLP	297,330.7	26
22.	Citigroup	140,074.1	32	22.	Baker & McKenzie LLP	9,118.3	25
22.	William Blair & Co.	1,737.1	32	22.	Clifford Chance LLP	48,080.9	25
24.	UBS Group AG	78,642.1	31	22.	Hogan Lovells	24,272.3	25
25.	Canaccord Genuity Group, Inc.	3,574.9	29	22.	Morgan, Lewis & Bockius LLP	1,677.5	25
25.	Centerview Partners LLC	85,762.9	29	22.	Sidley Austin LLP	24,400.7	25
25.	Daiwa / DC Advisory	4,736.5	29	27.	Greenberg Traurig PA	4,698.9	24
28.	The Toronto-Dominion Bank	43,251.1	28	27.	Khaitan & Co. LLP	3,651.1	24
29.	Alvarez & Marsal, Inc.	593.2	24	27.	McDermott Will & Emery LLP	2,797.1	24
30.	BMO Capital Markets Corp	18,241.5	22	30.	Freshfields Bruckhaus Deringer LLP	34,706.0	23
30.	Deutsche Bank AG	18,939.2	22	30.	Stikeman Elliott LLP	20,698.5	23
30.	Harris Williams & Co.	4,915.0	22	32.	Davis Polk & Wardwell LLP	80,171.5	20
30.	RBC Capital Markets	24,485.3	22	33.	Cleary Gottlieb Steen & Hamilton LLP	65,894.2	18
34.	Wells Fargo & Co.	71,714.9	20	33.	Linklaters LLP	34,833.3	18
35.	Oaklins	-	18	33.	Mayer Brown LLP	14,612.3	18
35.	Raymond James Financial, Inc.	2,329.1	18	33.	Trilegal	1,629.4	18
37.	Clearwater International	391.7	17	37.	Debevoise & Plimpton LLP	4,456.5	16
37.	Translink International AG	8.2	17	37.	Fenwick & West LLP	20,019.1	16
39.	DNB Bank ASA	118.0	16	37.	Fried, Frank, Harris, Shriver & Jacobson	96,066.7	16
40.	KeyBanc Capital Markets, Inc.	2,540.4	15	37.	Holland & Knight LLP	-	16
41.	ALANTRA	1,093.6	14	37.	Nelson Mullins Riley & Scarborough LLP	24.1	16
41.	Macquarie Group	7,777.0	14	37.	Wachtell, Lipton, Rosen & Katz	79,488.4	16
41.	Perella Weinberg Partners	21,187.9	14	37.	Winston & Strawn LLP	3,242.4	16
44.	Guggenheim Capital LLC	19,249.6	13	44.	AZB & Partners	2,719.8	15
44.	Mizuho Financial Group, Inc.	5,245.9	13	44.	Blake, Cassels & Graydon LLP	8,221.2	15
44.	Natixis SA	4,598.1	13	44.	Cravath, Swaine & Moore LLP	55,418.8	15
44.	Scotiabank	11,799.8	13	44.	Schönherr Rechtsanwälte GmbH	3,604.9	15
48.	BNP Paribas SA	61,417.8	12	44.	Squire Patton Boggs (US) LLP	-	15
48.	Nomura Securities Co., Ltd.	1,965.8	12	44.	Uría Menéndez Abogados SLP	19,988.0	15
48.	Rabobank	5,975.2	12	50.	Troutman Pepper Locke LLP	1,210.5	14

* Transaction Value is the aggregate base equity plus the target's net debt, where applicable.

** Total Deals includes deals that reported a deal value as well as those that did not.

If you would like to participate in our league table rankings or have questions about league table criteria, please contact advisors@factset.com or North America: Tayo Olatoyan – tolatoyan@factset.com, Global: Anita Abbas – aabbas@factset.com, Activism: sharkrepellentadvisors@factset.com.

US: ANNOUNCED DEALS – RANKED BY TRANSACTION VALUE

Financial Advisor		Transaction Value (\$Mil)*	Total Deals**	Legal Advisor		Transaction Value (\$Mil)*	Total Deals**
1.	Goldman Sachs & Co.	\$247,756.3	70	1.	Gibson, Dunn & Crutcher LLP	\$300,620.5	44
2.	JPMorgan Chase & Co	207,720.0	64	2.	Sullivan & Cromwell LLP	290,593.2	21
3.	Morgan Stanley	150,185.2	50	3.	Skadden, Arps, Slate, Meagher & Flom LLP	112,007.4	38
4.	Citigroup	125,129.8	23	4.	Kirkland & Ellis LLP	108,422.8	118
5.	Centerview Partners LLC	84,812.9	28	5.	Simpson Thacher & Bartlett LLP	92,997.9	35
6.	Evercore, Inc.	79,779.4	41	6.	Latham & Watkins LLP	86,878.6	84
7.	Wells Fargo & Co.	71,698.0	19	7.	Wachtell, Lipton, Rosen & Katz	79,488.4	16
8.	Barclays Plc	54,688.8	26	8.	Davis Polk & Wardwell LLP	78,540.6	18
9.	BofA Securities	45,222.7	32	9.	Fried, Frank, Harris, Shriver & Jacobson	77,313.3	12
10.	Lazard	42,465.6	20	10.	Paul, Weiss, Rifkind, Wharton & Garrison	72,954.1	44
11.	The Toronto-Dominion Bank	40,120.9	20	11.	Jones Day LP	50,841.4	34
12.	Jefferies LLC	39,905.2	39	12.	White & Case LLP	45,396.3	16
13.	Banco Santander SA	35,824.9	8	13.	Cleary Gottlieb Steen & Hamilton LLP	43,945.9	15
14.	UBS Group AG	35,499.5	18	14.	Clifford Chance LLP	39,987.6	9
15.	Rothschild & Co	21,518.5	21	15.	Weil, Gotshal & Manges LLP	34,306.9	33
16.	Perella Weinberg Partners	21,187.9	13	16.	Macfarlanes LLP	32,760.5	3
17.	Guggenheim Capital LLC	19,249.6	13	17.	Wilson Sonsini Goodrich & Rosati	31,825.7	33
18.	Moelis & Co.	17,156.9	32	18.	A&O Shearman LLP	30,398.6	28
19.	Ernst & Young Global Ltd.	16,003.3	20	19.	Sidley Austin LLP	24,400.7	25
20.	Deloitte LLP	15,904.3	7	20.	Freshfields Bruckhaus Deringer LLP	22,775.4	16
21.	Piper Sandler Cos.	13,641.8	35	21.	Cravath, Swaine & Moore LLP	22,772.0	12
22.	Houlihan Lokey, Inc.	13,240.0	62	22.	Arnold & Porter Kaye Scholer LLP	22,455.6	7
23.	BNP Paribas SA	13,025.9	3	23.	Fenwick & West LLP	20,019.1	16
24.	RBC Capital Markets	12,337.0	18	24.	Úría Menéndez Abogados SLP	19,038.3	8
25.	Marsh & McLennan Cos., Inc.	11,076.9	6	25.	Slaughter & May Ltd.	18,728.0	3
26.	Deutsche Bank AG	10,911.7	17	26.	J. Sagar Associates	18,276.2	4
27.	Qatalyst Group LP	10,147.8	3	27.	Hogan Lovells	17,564.7	13
28.	Barrenjoey Capital Partners Group	9,864.7	2	28.	Ropes & Gray LLP	17,128.8	29
29.	Robert W. Baird & Co.	8,570.1	36	29.	CMS	14,060.4	13
30.	Eastdil Secured Advisors LLC	8,211.2	2	30.	Goodwin Procter LLP	14,039.5	61
31.	BBVA Coporate & Investment Banking	6,641.3	1	31.	Hunton Andrews Kurth LLP	13,571.8	10
32.	Stifel/KBW	5,586.2	30	32.	Linklaters LLP	12,792.4	7
33.	Harris Williams & Co.	4,915.0	22	33.	Covington & Burling LLP	11,936.7	5
34.	Sumitomo Mitsui Financial Group, Inc.	4,842.1	3	34.	Coolley LLP	11,768.1	39
35.	Cantor Fitzgerald LP	4,792.8	6	35.	Stibbe NV	11,750.3	2
36.	PEI Global Partners LLC	4,640.6	3	36.	Paul Hastings LLP	11,451.1	32
37.	Natixis SA	4,453.5	10	37.	King & Spalding LLP	11,287.0	10
38.	Mitsubishi UFJ Morgan Stanley	4,301.6	1	38.	DLA Piper Group	10,887.0	19
39.	Rabobank	3,895.0	5	39.	Herbert Smith Freehills Kramer LLP	10,712.1	11
40.	Mizuho Financial Group, Inc.	3,784.8	4	40.	Ashurst LLP	10,014.1	5
41.	Ardea Partners LP	3,675.8	3	41.	Allens	9,864.7	2
42.	Investec Plc	3,569.6	3	42.	Barrett & McNagny LLP	9,479.5	1
43.	LionTree LLC	3,566.7	4	43.	Milbank LLP	9,143.7	9
44.	ING Groep NV	3,500.0	1	44.	Baker & McKenzie LLP	8,768.0	9
44.	Standard Chartered Plc	3,500.0	1	45.	O'Melveny & Myers LLP	7,268.7	5
44.	Société Générale SA	3,500.0	2	46.	Willkie Farr & Gallagher LLP	7,225.7	32
47.	Cohen & Co., Inc.	3,333.9	5	47.	Goodwin & Goodwin LLP	7,092.9	1
48.	Daiwa / DC Advisory	2,866.3	7	48.	Cuatrecasas Abogados	6,641.3	2
49.	Canaccord Genuity Group, Inc.	2,632.2	18	49.	Dentons Rodyk & Davidson LLP	6,081.4	8
50.	KeyBanc Capital Markets, Inc.	2,540.4	15	50.	Carey Olsen LLP	5,975.8	2

* Transaction Value is the aggregate base equity plus the target's net debt, where applicable.

** Total Deals includes deals that reported a deal value as well as those that did not.

If you would like to participate in our league table rankings or have questions about league table criteria, please contact advisors@factset.com or North America: Tayo Olatoyan – tolatoyan@factset.com, Global: Anita Abbas – aabbas@factset.com, Activism: sharkrepellentadvisors@factset.com.

US: ANNOUNCED DEALS – RANKED BY NUMBER OF DEALS

Financial Advisor		Transaction Value (\$Mil)*	Total Deals**	Legal Advisor		Transaction Value (\$Mil)*	Total Deals**
1.	Goldman Sachs & Co.	\$247,756.3	70	1.	Kirkland & Ellis LLP	\$108,422.8	118
2.	JPMorgan Chase & Co	207,720.0	64	2.	Latham & Watkins LLP	86,878.6	84
3.	Houlihan Lokey, Inc.	13,240.0	62	3.	Goodwin Procter LLP	14,039.5	61
4.	Morgan Stanley	150,185.2	50	4.	Gibson, Dunn & Crutcher LLP	300,620.5	44
5.	Evercore, Inc.	79,779.4	41	4.	Paul, Weiss, Rifkind, Wharton & Garrison	72,954.1	44
6.	Jefferies LLC	39,905.2	39	6.	Cooley LLP	11,768.1	39
7.	Robert W. Baird & Co.	8,570.1	36	7.	Skadden, Arps, Slate, Meagher & Flom LLP	112,007.4	38
8.	Piper Sandler Cos.	13,641.8	35	8.	Simpson Thacher & Bartlett LLP	92,997.9	35
9.	BofA Securities	45,222.7	32	9.	Jones Day LP	50,841.4	34
9.	Moelis & Co.	17,156.9	32	10.	Weil, Gotshal & Manges LLP	34,306.9	33
11.	Stifel/KBW	5,586.2	30	10.	Wilson Sonsini Goodrich & Rosati	31,825.7	33
11.	William Blair & Co.	1,525.0	30	12.	Paul Hastings LLP	11,451.1	32
13.	Centerview Partners LLC	84,812.9	28	12.	Willkie Farr & Gallagher LLP	7,225.7	32
14.	Lincoln International LLC	820.0	27	14.	Ropes & Gray LLP	17,128.8	29
15.	Barclays Plc	54,688.8	26	15.	A&O Shearman LLP	30,398.6	28
16.	Citigroup	125,129.8	23	16.	Morrison & Foerster LLP	4,831.6	25
17.	Harris Williams & Co.	4,915.0	22	16.	Sidley Austin LLP	24,400.7	25
18.	Rothschild & Co	21,518.5	21	18.	Morgan, Lewis & Bockius LLP	1,588.1	23
19.	Ernst & Young Global Ltd.	16,003.3	20	19.	Greenberg Traurig PA	4,698.9	21
19.	Lazard	42,465.6	20	19.	Sullivan & Cromwell LLP	290,593.2	21
19.	The Toronto-Dominion Bank	40,120.9	20	21.	DLA Piper Group	10,887.0	19
22.	Wells Fargo & Co.	71,698.0	19	22.	Davis Polk & Wardwell LLP	78,540.6	18
23.	Canaccord Genuity Group, Inc.	2,632.2	18	23.	Fenwick & West LLP	20,019.1	16
23.	RBC Capital Markets	12,337.0	18	23.	Freshfields Bruckhaus Deringer LLP	22,775.4	16
23.	UBS Group AG	35,499.5	18	23.	McDermott Will & Emery LLP	1,435.7	16
26.	Deutsche Bank AG	10,911.7	17	23.	Nelson Mullins Riley & Scarborough LLP	24.1	16
27.	PricewaterhouseCoopers	1,527.5	16	23.	Wachtell, Lipton, Rosen & Katz	79,488.4	16
27.	Raymond James Financial, Inc.	2,329.1	16	23.	White & Case LLP	45,396.3	16
29.	Alvarez & Marsal, Inc.	593.2	15	23.	Winston & Strawn LLP	3,242.4	16
29.	KeyBanc Capital Markets, Inc.	2,540.4	15	30.	Cleary Gottlieb Steen & Hamilton LLP	43,945.9	15
31.	KPMG International Coop.	1,006.2	14	30.	Holland & Knight LLP	-	15
32.	Guggenheim Capital LLC	19,249.6	13	32.	Troutman Pepper Locke LLP	1,210.5	14
32.	Perella Weinberg Partners	21,187.9	13	33.	CMS	14,060.4	13
34.	D. A. Davidson Cos.	332.7	10	33.	Debevoise & Plimpton LLP	4,000.0	13
34.	Natixis SA	4,453.5	10	33.	Hogan Lovells	17,564.7	13
36.	BDO LLP	2.8	9	36.	Cravath, Swaine & Moore LLP	22,772.0	12
37.	Banco Santander SA	35,824.9	8	36.	Fried, Frank, Harris, Shriver & Jacobson	77,313.3	12
37.	BMO Capital Markets Corp	595.9	8	36.	Mayer Brown LLP	2,728.0	12
37.	Grant Thornton International Ltd.	703.5	8	36.	Perkins Coie LLP	3,107.5	12
37.	Regions Financial Corp.	290.0	8	40.	Dechert LLP	2,615.4	11
37.	Truist Financial Corp.	653.3	8	40.	Herbert Smith Freehills Kramer LLP	10,712.1	11
42.	Brown Gibbons Lang & Co. LLC	-	7	40.	Reed Smith LLP	3,191.3	11
42.	Capital One Financial Corp.	358.9	7	40.	Vinson & Elkins LLP	5,650.0	11
42.	Daiwa / DC Advisory	2,866.3	7	44.	Alston & Bird LLP	1,381.2	10
42.	Deloitte LLP	15,904.3	7	44.	Foley Gardere	2,639.1	10
42.	Generational Group, Inc.	-	7	44.	Honigman Miller Schwartz & Cohn LLP	1,106.8	10
47.	AEC Advisors LLC	-	6	44.	Hunton Andrews Kurth LLP	13,571.8	10
47.	Cantor Fitzgerald LP	4,792.8	6	44.	King & Spalding LLP	11,287.0	10
47.	Marsh & McLennan Cos., Inc.	11,076.9	6	44.	Stikeman Elliott LLP	2,757.9	10
47.	PJT Partners, Inc.	1,815.0	6	50.	Eversheds Sutherland	340.4	9

* Transaction Value is the aggregate base equity plus the target's net debt, where applicable.

** Total Deals includes deals that reported a deal value as well as those that did not.

If you would like to participate in our league table rankings or have questions about league table criteria, please contact advisors@factset.com or North America: Tayo Olatoyan – tolatoyan@factset.com, Global: Anita Abbas – aabbas@factset.com, Activism: sharkrepellentadvisors@factset.com.

US MIDDLE MARKET: ANNOUNCED DEALS – RANKED BY TRANSACTION VALUE

Financial Advisor		Transaction Value (\$Mil)*	Total Deals**	Legal Advisor		Transaction Value (\$Mil)*	Total Deals**
1.	Goldman Sachs & Co.	\$2,630.2	8	1.	Weil, Gotshal & Manges LLP	\$2,345.6	10
2.	Moelis & Co.	2,563.0	14	2.	Latham & Watkins LLP	1,904.4	8
3.	JPMorgan Chase & Co	1,805.2	7	3.	A&O Shearman LLP	1,897.0	9
4.	Jefferies LLC	1,752.6	6	4.	Gibson, Dunn & Crutcher LLP	1,874.1	9
5.	Barclays Plc	1,622.4	6	5.	Kirkland & Ellis LLP	1,833.5	12
6.	Piper Sandler Cos.	1,466.0	5	6.	Willkie Farr & Gallagher LLP	1,625.7	6
7.	Raymond James Financial, Inc.	1,457.7	7	7.	Cooley LLP	1,418.0	12
8.	Evercore, Inc.	1,200.5	4	8.	Skadden, Arps, Slate, Meagher & Flom LLP	1,230.0	5
9.	Wells Fargo & Co.	1,184.5	4	9.	Troutman Pepper Locke LLP	1,210.5	4
10.	KPMG International Coop.	1,006.2	3	10.	Freshfields Bruckhaus Deringer LLP	1,172.4	4
11.	Houlihan Lokey, Inc.	953.3	6	11.	Cravath, Swaine & Moore LLP	1,133.4	5
12.	Canaccord Genuity Group, Inc.	883.7	5	12.	Morgan, Lewis & Bockius LLP	1,048.1	5
13.	Centerview Partners LLC	800.0	2	13.	Baker & McKenzie LLP	966.3	3
14.	Lazard	750.0	2	14.	Hogan Lovells	940.6	4
15.	Ernst & Young Global Ltd.	741.0	5	15.	Cozen O'Connor	876.8	2
16.	PJT Partners, Inc.	715.0	3	16.	Sidley Austin LLP	854.0	4
17.	Rothschild & Co	714.5	4	17.	Greenberg Traurig PA	843.0	5
18.	Truist Financial Corp.	653.3	3	18.	Paul, Weiss, Rifkind, Wharton & Garrison LLP	786.5	4
19.	Perella Weinberg Partners	628.9	5	19.	Fenwick & West LLP	770.0	3
20.	William Blair & Co.	625.0	2	20.	Akerman LLP	756.9	3
21.	Alvarez & Marsal, Inc.	593.2	3	21.	Sullivan & Cromwell LLP	696.1	3
22.	Leerink Partners LLC	571.0	2	22.	Foley Gardere	691.5	3
23.	Robert W. Baird & Co.	570.1	3	23.	Paul Hastings LLP	679.6	4
24.	Morgan Stanley	556.6	3	24.	Stikeman Elliott LLP	662.0	3
25.	BofA Securities	538.7	3	25.	McDermott Will & Emery LLP	651.6	3
26.	Stifel/KBW	526.9	6	26.	Goodwin Procter LLP	633.6	7
27.	Guggenheim Capital LLC	518.1	3	27.	King & Spalding LLP	631.3	2
28.	Milliman Latin America, Inc.	500.0	1	28.	Luse, Gorman, Pomerenk & Schick PC	617.7	4
28.	Marsh & McLennan Cos., Inc.	500.0	1	29.	Mayer Brown LLP	553.0	4
30.	Cohen & Co., Inc.	480.0	2	30.	Ashurst LLP	534.6	2
31.	The Toronto-Dominion Bank	477.9	5	31.	Morrison & Foerster LLP	530.0	2
32.	Harris Williams & Co.	465.0	1	32.	Herbert Smith Freehills Kramer LLP	529.1	3
33.	PricewaterhouseCoopers	447.5	1	33.	Haynes & Boone LLP	528.9	3
34.	UBS Group AG	444.2	2	34.	Wachtell, Lipton, Rosen & Katz	500.0	2
35.	Fort Capital Partners	429.3	1	35.	Debevoise & Plimpton LLP	500.0	1
35.	ATB Financial	429.3	1	36.	Norton Rose Fulbright LLP	486.6	1
37.	FMI Corp.	422.0	1	37.	Dickinson Wright PLLC	465.2	3
38.	Cameron Partners Ltd.	402.4	2	38.	Jones Day LP	453.1	6
39.	Rabobank	395.0	2	39.	Luther Rechtsanwaltsgesellschaft mbH	450.0	1
40.	Cavendish Capital Markets Ltd.	391.3	1	39.	Vinson & Elkins LLP	450.0	1
41.	Barrenjoey Capital Partners Group	385.2	1	41.	Hunton Andrews Kurth LLP	446.1	1
42.	Financial Technology Partners LP	372.0	1	42.	Ropes & Gray LLP	440.9	3
43.	Capital One Financial Corp.	358.9	1	43.	Davis Graham & Stubbs LLP	429.3	1
44.	D. A. Davidson Cos.	332.7	3	43.	Sánchez-Mejorada Velasco y Ribé	429.3	1
45.	RBC Capital Markets	332.0	2	43.	Cassels Brock & Blackwell LLP	429.3	1
46.	Investec Plc	319.6	1	46.	White & Case LLP	427.0	4
47.	Regions Financial Corp.	290.0	1	47.	Lewis Rice LLC	422.0	1
48.	Sumitomo Mitsui Financial Group	284.8	1	48.	CMS	419.2	3
48.	Mizuho Financial Group, Inc.	284.8	1	49.	Winston & Strawn LLP	415.6	3
50.	Clairfield International SA	258.3	1	50.	Trilegal	395.5	4

*Middle Market defined as deals with Transaction Value between US\$1 million and US\$500 million.

* Transaction Value is the aggregate base equity plus the target's net debt, where applicable.

** Total Deals includes deals that reported a deal value as well as those that did not.

If you would like to participate in our league table rankings or have questions about league table criteria, please contact advisors@factset.com or North America: Tayo Olatoyan – tolatoyan@factset.com, Global: Anita Abbas – aabbas@factset.com, Activism: sharkrepellentadvisors@factset.com.

US MIDDLE MARKET: ANNOUNCED DEALS – RANKED BY NUMBER OF DEALS

Financial Advisor		Transaction Value (\$Mil)*	Total Deals**	Legal Advisor		Transaction Value (\$Mil)*	Total Deals**
1.	Moelis & Co.	\$2,563.0	14	1.	Cooley LLP	\$1,418.0	12
2.	Goldman Sachs & Co.	2,630.2	8	1.	Kirkland & Ellis LLP	1,833.5	12
3.	JPMorgan Chase & Co	1,805.2	7	3.	Weil, Gotshal & Manges LLP	2,345.6	10
3.	Raymond James Financial, Inc.	1,457.7	7	4.	A&O Shearman LLP	1,897.0	9
5.	Barclays Plc	1,622.4	6	4.	Gibson, Dunn & Crutcher LLP	1,874.1	9
5.	Houlihan Lokey, Inc.	953.3	6	6.	Latham & Watkins LLP	1,904.4	8
5.	Jefferies LLC	1,752.6	6	7.	Goodwin Procter LLP	633.6	7
5.	Stifel/KBW	526.9	6	8.	Jones Day LP	453.1	6
9.	Canaccord Genuity Group, Inc.	883.7	5	8.	Willkie Farr & Gallagher LLP	1,625.7	6
9.	Ernst & Young Global Ltd.	741.0	5	10.	Cravath, Swaine & Moore LLP	1,133.4	5
9.	Perella Weinberg Partners	628.9	5	10.	Greenberg Traurig PA	843.0	5
9.	Piper Sandler Cos.	1,466.0	5	10.	Morgan, Lewis & Bockius LLP	1,048.1	5
9.	The Toronto-Dominion Bank	477.9	5	10.	Skadden, Arps, Slate, Meagher & Flom LLP	1,230.0	5
14.	Evercore, Inc.	1,200.5	4	14.	Freshfields Bruckhaus Deringer LLP	1,172.4	4
14.	Rothschild & Co	714.5	4	14.	Hogan Lovells	940.6	4
14.	Wells Fargo & Co.	1,184.5	4	14.	Luse, Gorman, Pomerenk & Schick PC	617.7	4
17.	Alvarez & Marsal, Inc.	593.2	3	14.	Mayer Brown LLP	553.0	4
17.	BofA Securities	538.7	3	14.	Paul Hastings LLP	679.6	4
17.	D. A. Davidson Cos.	332.7	3	14.	Paul, Weiss, Rifkind, Wharton & Garrison LLP	786.5	4
17.	Guggenheim Capital LLC	518.1	3	14.	Reed Smith LLP	281.0	4
17.	KPMG International Coop.	1,006.2	3	14.	Sidley Austin LLP	854.0	4
17.	Morgan Stanley	556.6	3	14.	Trilegal	395.5	4
17.	PJT Partners, Inc.	715.0	3	14.	Troutman Pepper Locke LLP	1,210.5	4
17.	Robert W. Baird & Co.	570.1	3	14.	White & Case LLP	427.0	4
17.	Truist Financial Corp.	653.3	3	14.	Wilkinson Barker Knauer LLP	0.7	4
26.	ROTH Capital Partners LLC	141.3	2	26.	Akerman LLP	756.9	3
26.	Cameron Partners Ltd.	402.4	2	26.	Alston & Bird LLP	336.2	3
26.	Centerview Partners LLC	800.0	2	26.	Baker & McKenzie LLP	966.3	3
26.	Cohen & Co., Inc.	480.0	2	26.	Bass, Berry & Sims Plc	224.0	3
26.	Deloitte LLP	64.7	2	26.	Blake, Cassels & Graydon LLP	126.9	3
26.	Haynes & Boone LLP	2.3	2	26.	CMS	419.2	3
26.	Hovde Group LLC	159.3	2	26.	Dickinson Wright PLLC	465.2	3
26.	Lazard	750.0	2	26.	Fenwick & West LLP	770.0	3
26.	Leerink Partners LLC	571.0	2	26.	Fletcher Heald & Hildreth Plc	0.1	3
26.	Northland Securities, Inc.	55.5	2	26.	Foley Gardere	691.5	3
26.	Peters & Co. Ltd.	71.3	2	26.	Haynes & Boone LLP	528.9	3
26.	Rabobank	395.0	2	26.	Herbert Smith Freehills Kramer LLP	529.1	3
26.	RBC Capital Markets	332.0	2	26.	Maynard Nexsen PC	229.4	3
26.	Stephens Inc	185.4	2	26.	McDermott Will & Emery LLP	651.6	3
26.	UBS Group AG	444.2	2	26.	Ropes & Gray LLP	440.9	3
26.	William Blair & Co.	625.0	2	26.	Smithwick & Belendiuk PC	0.6	3
42.	ATB Financial	429.3	1	26.	Stikeman Elliott LLP	662.0	3
42.	Banks Street Partners LLC	140.2	1	26.	Sullivan & Cromwell LLP	696.1	3
42.	FMI Corp.	422.0	1	26.	Winston & Strawn LLP	415.6	3
42.	LionTree LLC	100.0	1	45.	Ashurst LLP	534.6	2
42.	Marsh & McLennan Cos., Inc.	500.0	1	45.	Bradley Arant Boulton Cummings LLP	298.9	2
42.	Milliman Latin America, Inc.	500.0	1	45.	DS Avocats Canada LLP	71.3	2
42.	Vestra Advisors, LLC	191.3	1	45.	Honigman Miller Schwartz & Cohn LLP	140.0	2
42.	YAMADA Consulting Group Co., Ltd.	44.0	1	45.	King & Spalding LLP	631.3	2
42.	Zelman Partners LLC	96.5	1	45.	Wilson Sonsini Goodrich & Rosati	218.7	2

*Middle Market defined as deals with Transaction Value between US\$1 million and US\$500 million.

* Transaction Value is the aggregate base equity plus the target's net debt, where applicable.

** Total Deals includes deals that reported a deal value as well as those that did not.

If you would like to participate in our league table rankings or have questions about league table criteria, please contact advisors@factset.com or North America: Tayo Olatoyan – tolatoyan@factset.com, Global: Anita Abbas – aabbas@factset.com, Activism: sharkrepellentadvisors@factset.com.

EUROPE: ANNOUNCED DEALS – RANKED BY TRANSACTION VALUE

Financial Advisor		Transaction Value (\$Mil)*	Total Deals**	Legal Advisor		Transaction Value (\$Mil)*	Total Deals**
1.	Goldman Sachs & Co.	€164,819.2	47	1.	Kirkland & Ellis LLP	€65,073.6	41
2.	JPMorgan Chase & Co	134,534.0	40	2.	Skadden, Arps, Slate, Meagher & Flom LLP	61,414.8	19
3.	Citigroup	83,342.0	17	3.	Fried, Frank, Harris, Shriver & Jacobson	53,148.0	8
4.	Morgan Stanley	78,898.7	31	4.	Simpson Thacher & Bartlett LLP	52,207.9	15
5.	Lazard	66,126.1	27	5.	Davis Polk & Wardwell LLP	46,854.9	5
6.	UBS Group AG	55,048.9	17	6.	Cleary Gottlieb Steen & Hamilton LLP	43,275.3	8
7.	BNP Paribas SA	52,403.7	11	7.	Clifford Chance LLP	34,924.8	21
8.	BofA Securities	48,853.2	17	8.	Cravath, Swaine & Moore LLP	32,913.1	7
9.	Wells Fargo & Co.	46,891.3	5	9.	Latham & Watkins LLP	30,491.4	44
10.	Rothschild & Co	46,030.1	47	10.	Linklaters LLP	29,520.0	18
11.	Barclays Plc	45,253.1	22	11.	White & Case LLP	29,416.5	21
12.	Centerview Partners LLC	43,245.9	14	12.	Herbert Smith Freehills Kramer LLP	28,291.5	14
13.	Evercore, Inc.	29,518.3	19	13.	Wachtell, Lipton, Rosen & Katz	25,787.2	3
14.	Banco Santander SA	28,204.3	5	14.	Slaughter & May Ltd.	23,581.3	5
15.	Ernst & Young Global Ltd.	21,548.6	67	15.	Weil, Gotshal & Manges LLP	23,195.0	13
16.	Banca Monte dei Paschi di Siena SpA	17,436.9	7	16.	A&O Shearman LLP	22,423.1	36
17.	Jefferies LLC	14,024.2	26	17.	Hogan Lovells	20,412.1	17
18.	Piper Sandler Cos.	11,308.7	6	18.	Gianni & Origoni	19,915.6	8
19.	Deutsche Bank AG	10,197.4	10	19.	Uría Menéndez Abogados SLP	16,923.2	15
20.	KPMG International Coop.	7,057.1	40	20.	Freshfields Bruckhaus Deringer LLP	15,666.9	19
21.	Deloitte LLP	6,677.2	27	21.	Wilson Sonsini Goodrich & Rosati	15,645.6	13
22.	Macquarie Group	5,931.5	9	22.	CMS	15,181.4	50
23.	BBVA Corporate & Investment Banking	5,600.0	1	23.	Paul, Weiss, Rifkind, Wharton & Garrison	14,861.5	13
24.	RBC Capital Markets	4,623.0	6	24.	Sullivan & Cromwell LLP	14,848.6	11
25.	PricewaterhouseCoopers	4,225.2	59	25.	Lenz & Staehelin AG	14,207.5	4
26.	The Toronto-Dominion Bank	4,200.3	4	26.	Mayer Brown LLP	12,444.8	13
27.	LionTree LLC	3,947.9	3	27.	Jones Day LP	12,281.2	19
28.	PJT Partners, Inc.	3,940.0	5	28.	Stikeman Elliott LLP	11,611.9	6
29.	Guggenheim Capital LLC	3,390.3	1	29.	Hengeler Mueller Partnerschaft	11,421.6	6
30.	Robert W. Baird & Co.	3,336.4	10	30.	Hunton Andrews Kurth LLP	11,127.2	3
31.	ABN AMRO Bank NV	3,300.0	1	31.	J. Sagar Associates	11,026.6	3
32.	Ardea Partners LP	3,109.9	1	32.	Stibbe NV	9,941.5	4
33.	Investec Plc	3,022.0	4	33.	Herzog, Fox, & Neeman Law Office	7,728.8	3
34.	Daiwa / DC Advisory	2,388.4	14	34.	Conyers Dill & Pearman Ltd.	6,850.2	2
35.	Moelis & Co.	2,275.2	9	35.	Meitar Law Offices	6,681.6	1
36.	Scotiabank	2,251.4	5	36.	Goodwin & Goodwin LLP	6,186.3	1
37.	Ledouble SAS	2,190.8	2	37.	Goodwin Procter LLP	6,167.7	19
38.	BMO Capital Markets Corp	1,855.0	7	38.	Cuatrecasas Abogados	5,960.0	8
39.	Rabobank	1,760.0	9	39.	Appleby Global Group Services Ltd.	5,277.3	1
40.	Cantor Fitzgerald LP	1,712.4	1	39.	Homburger AG	5,277.3	3
40.	The Bank of New York Mellon Corp.	1,712.4	1	41.	Ropes & Gray LLP	5,207.3	7
42.	Perella Weinberg Partners	1,483.1	4	42.	Carey Olsen LLP	5,050.9	2
43.	Canadian Imperial Bank of Commerce	1,296.1	1	43.	Macfarlanes LLP	4,774.2	7
44.	Jones Lang LaSalle, Inc.	1,050.0	2	44.	Gibson, Dunn & Crutcher LLP	4,214.6	15
44.	Eastdil Secured Advisors LLC	1,050.0	1	45.	Walkers (Cayman) LLP	4,079.6	1
46.	William Blair & Co.	1,020.9	5	46.	Cooley LLP	3,860.0	7
47.	Oakvale Capital LLP	1,017.3	1	47.	Milbank LLP	3,502.1	7
47.	The Raine Group LLC	1,017.3	2	48.	De Brauw Blackstone Westbroek NV	3,453.3	3
49.	ALANTRA	935.2	9	49.	Advokatfirman Vinge KB	3,356.8	10
50.	Houlihan Lokey, Inc.	920.8	30	50.	Travers Smith LLP	3,161.9	5

* Transaction Value is the aggregate base equity plus the target's net debt, where applicable.

** Total Deals includes deals that reported a deal value as well as those that did not.

If you would like to participate in our league table rankings or have questions about league table criteria, please contact advisors@factset.com or North America: Tayo Olatoyan – tolatoyan@factset.com, Global: Anita Abbas – aabbas@factset.com, Activism: sharkrepellentadvisors@factset.com.

EUROPE: ANNOUNCED DEALS – RANKED BY NUMBER OF DEALS

Financial Advisor	Transaction Value (\$Mil)*	Total Deals**	Legal Advisor	Transaction Value (\$Mil)*	Total Deals**
1. Ernst & Young Global Ltd.	€21,548.6	67	1. CMS	€15,181.4	50
2. PricewaterhouseCoopers	4,225.2	59	2. Latham & Watkins LLP	30,491.4	44
3. BDO LLP	512.5	58	3. Kirkland & Ellis LLP	65,073.6	41
4. Goldman Sachs & Co.	164,819.2	47	4. A&O Shearman LLP	22,423.1	36
4. Rothschild & Co	46,030.1	47	5. Clifford Chance LLP	34,924.8	21
6. JPMorgan Chase & Co	134,534.0	40	5. White & Case LLP	29,416.5	21
6. KPMG International Coop.	7,057.1	40	7. Freshfields Bruckhaus Deringer LLP	15,666.9	19
8. Morgan Stanley	78,898.7	31	7. Goodwin Procter LLP	6,167.7	19
9. Houlihan Lokey, Inc.	920.8	30	7. Jones Day LP	12,281.2	19
10. Grant Thornton International Ltd.	20.4	28	7. Skadden, Arps, Slate, Meagher & Flom LLP	61,414.8	19
11. Deloitte LLP	6,677.2	27	11. DLA Piper Group	1,614.2	18
11. Lazard	66,126.1	27	11. Linklaters LLP	29,520.0	18
13. Jefferies LLC	14,024.2	26	13. Hogan Lovells	20,412.1	17
14. Barclays Plc	45,253.1	22	14. Gibson, Dunn & Crutcher LLP	4,214.6	15
15. Evercore, Inc.	29,518.3	19	14. Schönherr Rechtsanwälte GmbH	3,091.0	15
16. BofA Securities	48,853.2	17	14. Simpson Thacher & Bartlett LLP	52,207.9	15
16. Citigroup	83,342.0	17	14. Uría Menéndez Abogados SLP	16,923.2	15
16. Clearwater International	336.1	17	18. Baker & McKenzie LLP	1,927.2	14
16. UBS Group AG	55,048.9	17	18. Herbert Smith Freehills Kramer LLP	28,291.5	14
20. DNB Bank ASA	99.6	16	20. Mayer Brown LLP	12,444.8	13
21. Alvarez & Marsal, Inc.	-	15	20. McDermott Will & Emery LLP	1,647.0	13
21. Oaklins	-	15	20. Paul, Weiss, Rifkind, Wharton & Garrison	14,861.5	13
23. Centerview Partners LLC	43,245.9	14	20. Squire Patton Boggs (US) LLP	-	13
23. Daiwa / DC Advisory	2,388.4	14	20. Weil, Gotshal & Manges LLP	23,195.0	13
25. Translink International AG	7.0	13	20. Wilson Sonsini Goodrich & Rosati	15,645.6	13
26. BNP Paribas SA	52,403.7	11	26. Osborne Clarke LLP	1,064.3	12
27. Canaccord Genuity Group, Inc.	690.0	10	27. PedersoliGattai	2,957.5	11
27. Deutsche Bank AG	10,197.4	10	27. Sullivan & Cromwell LLP	14,848.6	11
27. Lincoln International LLC	-	10	29. Advokatfirman Vinge KB	3,356.8	10
27. Robert W. Baird & Co.	3,336.4	10	29. KPMG International Coop.	505.0	10
31. ALANTRA	935.2	9	31. Ashurst LLP	932.1	9
31. Baker Tilly International Ltd.	-	9	31. Chiomenti Studio Legale	95.9	9
31. Eight Advisory SAS	100.0	9	31. Houthoff Cooperatief UA	502.7	9
31. Macquarie Group	5,931.5	9	31. Khaitan & Co. LLP	955.2	9
31. Moelis & Co.	2,275.2	9	35. ADVANT Nctm	621.2	8
31. Rabobank	1,760.0	9	35. Bird & Bird LLP	322.1	8
37. CFI	-	8	35. Bonelli Erede Pappalardo Studio Legale	607.9	8
37. Stifel/KBW	168.8	8	35. Cleary Gottlieb Steen & Hamilton LLP	43,275.3	8
39. ABG Sundal Collier Holding ASA	317.4	7	35. Cuatrecasas Abogados	5,960.0	8
39. Banca Monte dei Paschi di Siena SpA	17,436.9	7	35. Ernst & Young Global Ltd.	30.0	8
39. BMO Capital Markets Corp	1,855.0	7	35. Fried, Frank, Harris, Shriver & Jacobson	53,148.0	8
39. OC&C Strategy Consultants LLP	919.0	7	35. Gianni & Origoni	19,915.6	8
43. Carlsquare GmbH	2.0	6	35. Trilegal	1,095.7	8
43. Forvis Mazars LLP	173.6	6	44. Cooley LLP	3,860.0	7
43. Piper Sandler Cos.	11,308.7	6	44. Deloitte LLP	-	7
43. RBC Capital Markets	4,623.0	6	44. J&A Garrigues SLP	100.0	7
43. Société Générale SA	500.0	6	44. Pinsent Masons LLP	359.2	7
43. Strand Hanson Ltd.	67.5	6	44. PricewaterhouseCoopers	-	7
49. Benchmark International Co. Sales	-	5	44. Proskauer Rose LLP	195.5	7
49. William Blair & Co.	1,020.9	5	44. Simmons & Simmons LLP	587.9	7

* Transaction Value is the aggregate base equity plus the target's net debt, where applicable.

** Total Deals includes deals that reported a deal value as well as those that did not.

If you would like to participate in our league table rankings or have questions about league table criteria, please contact advisors@factset.com or North America: Tayo Olatoyan – tolatoyan@factset.com, Global: Anita Abbas – aabbas@factset.com, Activism: sharkrepellentadvisors@factset.com.

UK: ANNOUNCED DEALS – RANKED BY TRANSACTION VALUE

Financial Advisor		Transaction Value (\$Mil)*	Total Deals**	Legal Advisor		Transaction Value (\$Mil)*	Total Deals**
1.	Goldman Sachs & Co.	£59,912.1	28	1.	Cleary Gottlieb Steen & Hamilton LLP	£36,787.6	4
2.	Morgan Stanley	48,347.5	14	2.	Herbert Smith Freehills Kramer LLP	23,723.6	10
3.	JPMorgan Chase & Co	43,888.6	19	3.	Clifford Chance LLP	23,043.8	11
4.	Barclays Plc	31,903.2	14	4.	White & Case LLP	21,827.2	7
5.	Rothschild & Co	30,829.9	17	5.	Linklaters LLP	20,199.3	9
6.	Lazard	29,527.6	15	6.	Weil, Gotshal & Manges LLP	20,161.5	10
7.	Citigroup	28,458.0	8	7.	Kirkland & Ellis LLP	17,939.8	23
8.	BNP Paribas SA	25,217.3	2	8.	Latham & Watkins LLP	17,377.0	25
9.	BofA Securities	23,980.9	9	9.	Slaughter & May Ltd.	17,241.7	3
10.	Centerview Partners LLC	22,399.0	8	10.	Wachtell, Lipton, Rosen & Katz	13,336.1	2
11.	UBS Group AG	21,570.6	11	11.	Hogan Lovells	12,649.8	3
12.	Evercore, Inc.	14,343.4	13	12.	Freshfields Bruckhaus Deringer LLP	12,124.3	10
13.	Jefferies LLC	10,590.8	16	13.	Wilson Sonsini Goodrich & Rosati	10,624.5	6
14.	Wells Fargo & Co.	9,503.2	3	14.	J. Sagar Associates	9,592.2	2
15.	Banco Santander SA	8,631.1	1	15.	CMS	9,583.4	12
16.	Deutsche Bank AG	5,983.8	9	16.	Mayer Brown LLP	9,580.7	5
17.	Ernst & Young Global Ltd.	5,853.3	19	17.	Skadden, Arps, Slate, Meagher & Flom LLP	8,998.7	11
18.	Deloitte LLP	4,684.2	8	18.	Stikeman Elliott LLP	8,811.8	3
19.	The Toronto-Dominion Bank	3,634.9	2	19.	Stibbe NV	8,631.1	2
20.	PricewaterhouseCoopers	3,469.4	21	20.	Lenz & Staehelin AG	7,738.5	2
21.	LionTree LLC	3,449.7	3	21.	Cravath, Swaine & Moore LLP	7,419.1	3
22.	Robert W. Baird & Co.	2,901.1	8	22.	Simpson Thacher & Bartlett LLP	6,610.4	9
23.	Ardea Partners LP	2,700.0	1	23.	Paul, Weiss, Rifkind, Wharton & Garrison	6,088.9	7
24.	Investec Plc	2,628.9	3	24.	A&O Shearman LLP	5,690.5	15
25.	PJT Partners, Inc.	2,164.9	1	25.	Goodwin & Goodwin LLP	5,374.0	1
26.	Daiwa / DC Advisory	2,073.8	7	26.	Jones Day LP	4,785.9	5
27.	Rabobank	1,528.0	2	27.	Fried, Frank, Harris, Shriver & Jacobson	4,701.4	5
28.	Perella Weinberg Partners	1,291.0	3	28.	Sullivan & Cromwell LLP	4,608.4	6
29.	Moelis & Co.	1,162.4	4	29.	Carey Olsen LLP	4,389.6	2
30.	RBC Capital Markets	1,068.7	4	30.	Macfarlanes LLP	4,143.1	7
31.	The Raine Group LLC	878.2	1	31.	Walkers (Cayman) LLP	3,521.8	1
31.	Oakvale Capital LLP	878.2	1	32.	Ropes & Gray LLP	3,466.6	3
33.	Piper Sandler Cos.	856.0	4	33.	Advokatfirman Vinge KB	2,755.5	3
34.	BCG Advisors LLC	800.0	1	33.	Roschier Asianajotoimisto Oy	2,755.5	1
34.	OC&C Strategy Consultants LLP	800.0	6	33.	Travers Smith LLP	2,755.5	5
36.	Scotiabank	716.3	3	36.	Goodwin Procter LLP	2,407.0	4
37.	BDT & MSD Partners LLC	689.7	1	37.	Schönherr Rechtsanwälte GmbH	2,164.9	1
38.	Canaccord Genuity Group, Inc.	600.4	9	38.	Gibson, Dunn & Crutcher LLP	2,093.7	9
39.	Redbird Advisors	545.9	1	39.	Milbank LLP	2,091.0	2
40.	Arcano Asesores Financieros SL	513.7	1	40.	Cooley LLP	1,923.9	3
40.	ALANTRA	513.7	3	41.	Covington & Burling LLP	1,634.9	1
42.	Bain & Co., Inc.	500.0	1	41.	Arnold & Porter Kaye Scholer LLP	1,634.9	1
43.	Cavendish Capital Markets Ltd.	491.2	4	43.	Sidley Austin LLP	1,515.0	2
44.	Continuum Advisory Partners	288.3	3	44.	Akin, Gump, Strauss, Hauer & Feld LLP	1,397.0	4
45.	Panmure Liberum Capital Ltd	271.1	2	45.	McDermott Will & Emery LLP	1,000.0	7
46.	William Blair & Co.	218.2	2	46.	Fenwick & West LLP	888.7	3
47.	Houlihan Lokey, Inc.	185.7	14	47.	Herzog, Fox, & Neeman Law Office	878.2	1
48.	Arctic Securities AS	162.7	1	48.	Hunton Andrews Kurth LLP	697.9	2
49.	Peel Hunt Ltd.	151.2	4	49.	Paul Hastings LLP	676.8	2
49.	Barrenjoey Capital Partners Group	151.2	1	49.	Davis Polk & Wardwell LLP	676.8	1

* Transaction Value is the aggregate base equity plus the target's net debt, where applicable.

** Total Deals includes deals that reported a deal value as well as those that did not.

If you would like to participate in our league table rankings or have questions about league table criteria, please contact advisors@factset.com or North America: Tayo Olatoyan – tolatoyan@factset.com, Global: Anita Abbas – aabbas@factset.com, Activism: sharkrepellentadvisors@factset.com.

UK: ANNOUNCED DEALS – RANKED BY NUMBER OF DEALS

Financial Advisor		Transaction Value (\$Mil)*	Total Deals**	Legal Advisor		Transaction Value (\$Mil)*	Total Deals**
1.	Goldman Sachs & Co.	£59,912.1	28	1.	Latham & Watkins LLP	£17,377.0	25
2.	Grant Thornton International Ltd.	15.6	23	2.	Kirkland & Ellis LLP	17,939.8	23
3.	PricewaterhouseCoopers	3,469.4	21	3.	A&O Shearman LLP	5,690.5	15
4.	Ernst & Young Global Ltd.	5,853.3	19	4.	CMS	9,583.4	12
4.	JPMorgan Chase & Co	43,888.6	19	5.	Clifford Chance LLP	23,043.8	11
6.	Rothschild & Co	30,829.9	17	5.	Skadden, Arps, Slate, Meagher & Flom LLP	8,998.7	11
7.	Jefferies LLC	10,590.8	16	7.	Freshfields Bruckhaus Deringer LLP	12,124.3	10
8.	Lazard	29,527.6	15	7.	Herbert Smith Freehills Kramer LLP	23,723.6	10
9.	Barclays Plc	31,903.2	14	7.	Squire Patton Boggs (US) LLP	-	10
9.	Houlihan Lokey, Inc.	185.7	14	7.	Weil, Gotshal & Manges LLP	20,161.5	10
9.	Morgan Stanley	48,347.5	14	11.	Gibson, Dunn & Crutcher LLP	2,093.7	9
12.	BDO LLP	16.5	13	11.	Linklaters LLP	20,199.3	9
12.	Evercore, Inc.	14,343.4	13	11.	Simpson Thacher & Bartlett LLP	6,610.4	9
14.	UBS Group AG	21,570.6	11	14.	Osborne Clarke LLP	405.3	8
15.	BofA Securities	23,980.9	9	15.	Addleshaw Goddard LLP	210.7	7
15.	Canaccord Genuity Group, Inc.	600.4	9	15.	Macfarlanes LLP	4,143.1	7
15.	Deutsche Bank AG	5,983.8	9	15.	McDermott Will & Emery LLP	1,000.0	7
18.	Centerview Partners LLC	22,399.0	8	15.	Paul, Weiss, Rifkind, Wharton & Garrison	6,088.9	7
18.	Citigroup	28,458.0	8	15.	White & Case LLP	21,827.2	7
18.	Deloitte LLP	4,684.2	8	20.	Sullivan & Cromwell LLP	4,608.4	6
18.	Robert W. Baird & Co.	2,901.1	8	20.	Wilson Sonsini Goodrich & Rosati	10,624.5	6
22.	Alvarez & Marsal, Inc.	-	7	22.	Ashurst LLP	658.6	5
22.	Daiwa / DC Advisory	2,073.8	7	22.	Fried, Frank, Harris, Shriver & Jacobson	4,701.4	5
24.	KPMG International Coop.	80.0	6	22.	Gorna & Co.	12.8	5
24.	OC&C Strategy Consultants LLP	800.0	6	22.	Jones Day LP	4,785.9	5
26.	Macquarie Group	-	5	22.	Mayer Brown LLP	9,580.7	5
27.	Benchmark International Co. Sales	-	4	22.	Proskauer Rose LLP	53.0	5
27.	Cavendish Capital Markets Ltd.	491.2	4	22.	Travers Smith LLP	2,755.5	5
27.	K3 Capital Group Ltd.	-	4	22.	Uría Menéndez Abogados SLP	513.7	5
27.	Lincoln International LLC	-	4	30.	Akin, Gump, Strauss, Hauer & Feld LLP	1,397.0	4
27.	Moelis & Co.	1,162.4	4	30.	Cleary Gottlieb Steen & Hamilton LLP	36,787.6	4
27.	Peel Hunt Ltd.	151.2	4	30.	Goodwin Procter LLP	2,407.0	4
27.	Piper Sandler Cos.	856.0	4	30.	Gowling WLG International Ltd.	663.9	4
27.	RBC Capital Markets	1,068.7	4	30.	Harry Elias Partnership LLP	-	4
27.	Shore Capital Markets Ltd.	6.5	4	30.	Houthoff Cooperatief UA	-	4
27.	Strand Hanson Ltd.	57.0	4	30.	Norton Rose Fulbright LLP	552.5	4
37.	ALANTRA	513.7	3	30.	Perkins Coie LLP	-	4
37.	Baker Tilly International Ltd.	-	3	30.	Stephenson Harwood LLP	185.7	4
37.	Buzzacott LLP	4.0	3	30.	Trilegal	283.1	4
37.	Cairn Financial Advisers LLP	0.1	3	40.	Advokatfirman Vinge KB	2,755.5	3
37.	Continuum Advisory Partners	288.3	3	40.	Bird & Bird LLP	89.8	3
37.	Investec Plc	2,628.9	3	40.	Browne Jacobson LLP	-	3
37.	LionTree LLC	3,449.7	3	40.	Dickson Minto W.S.	51.0	3
37.	Perella Weinberg Partners	1,291.0	3	40.	DLA Piper Group	36.0	3
37.	Raymond James Financial, Inc.	-	3	40.	Fenwick & West LLP	888.7	3
37.	Scotiabank	716.3	3	40.	Freeths LLP	-	3
37.	Stifel/KBW	0.5	3	40.	Hogan Lovells	12,649.8	3
37.	Wells Fargo & Co.	9,503.2	3	40.	PedersoliGattai	-	3
49.	Banca Monte dei Paschi di Siena SpA	-	2	40.	Slaughter & May Ltd.	17,241.7	3
49.	Eight Advisory SAS	-	2	40.	Walker Morris LLP	19.0	3

* Transaction Value is the aggregate base equity plus the target's net debt, where applicable.

** Total Deals includes deals that reported a deal value as well as those that did not.

If you would like to participate in our league table rankings or have questions about league table criteria, please contact advisors@factset.com or North America: Tayo Olatoyan – tolatoyan@factset.com, Global: Anita Abbas – aabbas@factset.com, Activism: sharkrepellentadvisors@factset.com.

ASIA EX-JAPAN: ANNOUNCED DEALS – RANKED BY TRANSACTION VALUE

Financial Advisor	Transaction Value (\$Mil)*	Total Deals**	Legal Advisor	Transaction Value (\$Mil)*	Total Deals**
1. JPMorgan Chase & Co	\$24,280.5	6	1. Skadden, Arps, Slate, Meagher & Flom LLP	\$15,479.5	2
2. Goldman Sachs & Co.	24,129.3	10	2. Herbert Smith Freehills Kramer LLP	12,838.1	16
3. Morgan Stanley	14,797.8	13	3. Latham & Watkins LLP	10,765.1	13
4. UBS Group AG	11,819.8	7	4. Allens	10,584.6	5
5. Barrenjoey Capital Partners Group	10,632.9	5	5. A&O Shearman LLP	10,513.8	3
6. Macquarie Group	7,777.0	7	6. Ashurst LLP	9,729.2	4
7. KPMG International Coop.	7,295.0	6	7. Barrett & McNagny LLP	9,479.5	1
8. Citigroup	7,211.5	3	8. Jones Day LP	7,276.6	8
9. BofA Securities	7,066.3	6	9. J. Sagar Associates	6,174.9	8
10. Ernst & Young Global Ltd.	6,952.5	9	10. Gibson, Dunn & Crutcher LLP	5,904.5	4
11. Moelis & Co.	5,366.8	7	11. Dentons Rodyk & Davidson LLP	5,470.0	2
12. BMO Capital Markets Corp	4,360.3	2	12. Allen & Gledhill LLP	5,201.0	1
13. Scotiabank	3,701.1	2	12. Simpson Thacher & Bartlett LLP	5,201.0	1
13. RBC Capital Markets	3,701.1	2	14. Paul, Weiss, Rifkind, Wharton & Garrison	4,601.1	3
15. Rothschild & Co	2,912.2	7	15. Davies Ward Phillips & Vineberg LLP	4,300.0	1
16. Deutsche Bank AG	2,708.9	4	16. Fasken Martineau DuMoulin LLP	3,701.5	2
17. Jefferies LLC	2,586.2	10	16. Cassels Brock & Blackwell LLP	3,701.5	2
18. The Toronto-Dominion Bank	2,175.0	2	18. Khaitan & Co. LLP	3,651.1	22
18. Centerview Partners LLC	2,175.0	1	19. Goodwin Procter LLP	3,103.5	3
20. Guotai Haitong Securities Co., Ltd.	2,144.9	1	20. AZB & Partners	2,719.8	13
21. BNP Paribas SA	1,861.6	2	21. K&L Gates LLP	2,190.8	4
22. FTI Consulting, Inc.	1,706.7	1	22. Covington & Burling LLP	2,175.0	1
23. Canaccord Genuity Group, Inc.	1,400.1	5	22. Mayer Brown LLP	2,175.0	1
24. Lazard	1,374.1	2	22. Arnold & Porter Kaye Scholer LLP	2,175.0	1
25. William Blair & Co.	1,112.1	2	25. Grandall Law Firm	2,144.9	1
26. Barclays Plc	1,050.0	3	25. Jiayuan Law Offices	2,144.9	1
27. Mizuho Financial Group, Inc.	1,038.0	3	27. Wilson Sonsini Goodrich & Rosati	2,000.0	4
28. Cohen & Co., Inc.	928.5	2	28. Slaughter & May Ltd.	1,772.8	1
29. BDT & MSD Partners LLC	924.1	1	29. Trilegal	1,509.4	15
30. Natixis SA	848.1	4	30. Cooley LLP	1,216.5	4
31. Gresham Partners Ltd.	757.8	2	31. Hogan Lovells	1,196.5	4
32. Stifel/KBW	703.5	4	32. Gunderson Dettmer Stough Villeneuve	1,150.0	1
32. Grant Thornton International Ltd.	703.5	1	33. CMS	1,113.1	5
34. ALANTRA	700.0	1	34. Nagashima Ohno & Tsunematsu	1,056.5	2
34. Arcano Asesores Financieros SL	700.0	1	35. Pillsbury Winthrop Shaw Pittman LLP	1,000.0	1
34. Robert W. Baird & Co.	700.0	2	36. Cleary Gottlieb Steen & Hamilton LLP	960.8	3
37. Sumitomo Mitsui Financial Group	641.3	1	37. Reed Smith LLP	928.5	1
38. CITIC Securities Co., Ltd.	545.1	3	38. Thomson Geer Lawyers	913.9	3
39. Sternship Advisers Pty Ltd.	498.4	2	39. Weil, Gotshal & Manges LLP	759.0	3
40. Deloitte LLP	477.3	4	40. Mori Hamada & Matsumoto	749.7	2
41. Harris Williams & Co.	465.0	1	41. Davis Polk & Wardwell LLP	717.0	1
42. Nomura Securities Co., Ltd.	415.1	1	42. Gilbert + Tobin	706.9	7
42. Mitsubishi UFJ Morgan Stanley	415.1	1	43. Uria Menéndez Abogados SLP	700.0	1
44. Cameron Partners Ltd.	402.4	3	43. Perez-Ilorca Abogados SLP	700.0	1
45. Rabobank	395.0	2	45. Hamilton Locke	633.3	6
46. Continuum Advisory Partners	299.7	1	46. Corrs Chambers Westgarth	567.5	3
47. Cutfield Freeman & Co. Ltd.	260.0	1	47. Zhong Lun Law Firm	460.0	2
48. Optimum Lead Ltd.	237.8	1	48. King & Wood Mallesons Ltd.	453.7	3
49. Innovax Capital Ltd.	215.3	1	49. Nishimura & Asahi	415.1	1
50. Peel Hunt Ltd.	202.0	1	50. Saraf & Partners	403.9	1

* Transaction Value is the aggregate base equity plus the target's net debt, where applicable.

** Total Deals includes deals that reported a deal value as well as those that did not.

If you would like to participate in our league table rankings or have questions about league table criteria, please contact advisors@factset.com or North America: Tayo Olatoyan – tolatoyan@factset.com, Global: Anita Abbas – aabbas@factset.com, Activism: sharkrepellentadvisors@factset.com.

ASIA EX-JAPAN: ANNOUNCED DEALS – RANKED BY NUMBER OF DEALS

Financial Advisor	Transaction Value (\$Mil)*	Total Deals**	Legal Advisor	Transaction Value (\$Mil)*	Total Deals**
1. PricewaterhouseCoopers	\$70.5	16	1. Khaitan & Co. LLP	\$3,651.1	22
2. Morgan Stanley	14,797.8	13	2. Herbert Smith Freehills Kramer LLP	12,838.1	16
3. Goldman Sachs & Co.	24,129.3	10	3. Trilegal	1,509.4	15
3. Jefferies LLC	2,586.2	10	4. AZB & Partners	2,719.8	13
5. Ernst & Young Global Ltd.	6,952.5	9	4. Latham & Watkins LLP	10,765.1	13
6. Macquarie Group	7,777.0	7	6. J. Sagar Associates	6,174.9	8
6. Moelis & Co.	5,366.8	7	6. Jones Day LP	7,276.6	8
6. Rothschild & Co	2,912.2	7	8. Gilbert + Tobin	706.9	7
6. UBS Group AG	11,819.8	7	9. Hamilton Locke	633.3	6
10. BofA Securities	7,066.3	6	10. Allens	10,584.6	5
10. JPMorgan Chase & Co	24,280.5	6	10. CMS	1,113.1	5
10. KPMG International Coop.	7,295.0	6	10. Kirkland & Ellis LLP	319.8	5
13. Barrenjoey Capital Partners Group	10,632.9	5	13. Ashurst LLP	9,729.2	4
13. BDO LLP	19.6	5	13. Baker & McKenzie LLP	152.0	4
13. Canaccord Genuity Group, Inc.	1,400.1	5	13. Cooley LLP	1,216.5	4
13. Rainbow Capital (HK) Ltd.	44.7	5	13. Gibson, Dunn & Crutcher LLP	5,904.5	4
17. Deloitte LLP	477.3	4	13. Hogan Lovells	1,196.5	4
17. Deutsche Bank AG	2,708.9	4	13. K&L Gates LLP	2,190.8	4
17. Lincoln International LLC	123.0	4	13. Wilson Sonsini Goodrich & Rosati	2,000.0	4
17. Malacca Securities Sdn. Bhd.	-	4	20. A&O Shearman LLP	10,513.8	3
17. Natixis SA	848.1	4	20. Clayton Utz	109.4	3
17. Stifel/KBW	703.5	4	20. Cleary Gottlieb Steen & Hamilton LLP	960.8	3
23. Barclays Plc	1,050.0	3	20. Corrs Chambers Westgarth	567.5	3
23. Cameron Partners Ltd.	402.4	3	20. Goodwin Procter LLP	3,103.5	3
23. CITIC Securities Co., Ltd.	545.1	3	20. King & Wood Mallesons Ltd.	453.7	3
23. Citigroup	7,211.5	3	20. Paul, Weiss, Rifkind, Wharton & Garrison	4,601.1	3
23. Evercore, Inc.	-	3	20. Shardul Amarchand Mangaldas & Co.	112.5	3
23. Hatcher Group Ltd.	25.2	3	20. Thomson Geer Lawyers	913.9	3
23. Houlihan Lokey, Inc.	126.2	3	20. Weil, Gotshal & Manges LLP	759.0	3
23. Lego Corporate Finance Ltd.	30.1	3	30. Addleshaw Goddard LLP	33.8	2
23. Mizuho Financial Group, Inc.	1,038.0	3	30. Anagram Partners	124.7	2
23. Saffron Capital Advisors Pvt Ltd.	1.9	3	30. Argus Partners	132.0	2
23. Somerley Capital Holdings Ltd.	1.6	3	30. C&A Law	178.5	2
23. Strand Hanson Ltd.	4.1	3	30. Clifford Chance LLP	-	2
35. Alvarez & Marsal, Inc.	110.0	2	30. Cole Schotz Meisel Forman & Leonard PA	110.0	2
35. Amasse Capital Ltd.	8.0	2	30. Cyril Amarchand Mangaldas	70.6	2
35. Astrum Financial Holdings Ltd.	14.6	2	30. Dickinson Wright PLLC	395.0	2
35. BaoQiao Partners Capital Ltd.	14.6	2	30. DLA Piper Group	152.0	2
35. BNP Paribas SA	1,861.6	2	30. Fasken Martineau DuMoulin LLP	3,701.5	2
35. Cohen & Co., Inc.	928.5	2	30. Fenwick & West LLP	-	2
35. DL Holdings Group Ltd.	8.0	2	30. Greenberg Traurig PA	395.0	2
35. Gresham Partners Ltd.	757.8	2	30. Johnson Winter & Slattery Pty Ltd.	105.5	2
35. Kingston Securities Ltd.	24.0	2	30. Loeb & Loeb LLP	5.5	2
35. Lazard	1,374.1	2	30. Mori Hamada & Matsumoto	749.7	2
35. Malayan Banking Bhd.	157.1	2	30. Nagashima Ohno & Tsunematsu	1,056.5	2
35. PJT Partners, Inc.	110.0	2	30. Osler, Hoskin & Harcourt LLP	60.3	2
35. Raymond James Financial, Inc.	-	2	30. Skadden, Arps, Slate, Meagher & Flom LLP	15,479.5	2
35. RBC Capital Markets	3,701.1	2	30. TriLegal Partners	132.0	2
35. The Toronto-Dominion Bank	2,175.0	2	30. White & Case LLP	-	2
35. William Blair & Co.	1,112.1	2	30. Zhong Lun Law Firm	460.0	2

* Transaction Value is the aggregate base equity plus the target's net debt, where applicable.

** Total Deals includes deals that reported a deal value as well as those that did not.

If you would like to participate in our league table rankings or have questions about league table criteria, please contact advisors@factset.com or North America: Tayo Olatoyan – tolatoyan@factset.com, Global: Anita Abbas – aabbas@factset.com, Activism: sharkrepellentadvisors@factset.com.

JAPAN: ANNOUNCED DEALS – RANKED BY TRANSACTION VALUE

Financial Advisor		Transaction Value (\$Mil)*	Total Deals**	Legal Advisor		Transaction Value (\$Mil)*	Total Deals**
1.	Barclays Plc	¥1,944,581.5	2	1.	O'Melveny & Myers LLP	¥1,120,147.5	1
2.	Goldman Sachs & Co.	1,255,219.1	4	2.	Simpson Thacher & Bartlett LLP	852,516.7	2
3.	Mitsubishi UFJ Morgan Stanley	1,116,008.9	3	3.	Vinson & Elkins LLP	824,434.0	1
4.	Morgan Stanley	1,061,950.9	9	3.	Latham & Watkins LLP	824,434.0	1
5.	Sumitomo Mitsui Financial Group	809,744.3	8	5.	Anderson Mori & Tomotsune	786,540.2	10
6.	Moelis & Co.	656,720.3	1	6.	Morrison & Foerster LLP	677,209.0	2
7.	Daiwa / DC Advisory	567,423.5	15	7.	Paul Hastings LLP	656,720.3	1
8.	Qatalyst Group LP	459,520.8	1	7.	Sullivan & Cromwell LLP	656,720.3	1
8.	JPMorgan Chase & Co	459,520.8	1	9.	Skadden, Arps, Slate, Meagher & Flom LLP	596,383.3	6
10.	UBS Group AG	389,651.2	2	10.	Nishimura & Asahi	582,564.3	5
11.	Nomura Securities Co., Ltd.	269,641.4	8	11.	Sidley Austin LLP	459,520.8	1
12.	Mitsubishi UFJ Financial Group, Inc.	243,496.1	5	11.	Cooley LLP	459,520.8	1
13.	Mizuho Financial Group, Inc.	227,066.3	9	13.	Nagashima Ohno & Tsunematsu	409,350.9	8
14.	Centerview Partners LLC	195,589.6	1	14.	Wachtell, Lipton, Rosen & Katz	335,856.3	1
15.	Plutus Consulting Co. Ltd.	185,584.2	4	15.	Kirkland & Ellis LLP	318,853.6	2
16.	Houlihan Lokey, Inc.	147,458.4	6	15.	Goodwin Procter LLP	318,853.6	2
17.	BofA Securities	143,964.3	3	17.	Mori Hamada & Matsumoto	227,460.8	7
18.	Cantor Fitzgerald LP	123,264.0	1	18.	Ropes & Gray LLP	209,119.7	2
19.	JFIN Parent LLC	120,000.0	1	19.	Pillsbury Winthrop Shaw Pittman LLP	195,589.6	1
20.	Ernst & Young Global Ltd.	76,148.6	3	20.	TMI Associates	185,838.3	7

JAPAN: ANNOUNCED DEALS – RANKED BY NUMBER OF DEALS

Financial Advisor		Transaction Value (\$Mil)*	Total Deals**	Legal Advisor		Transaction Value (\$Mil)*	Total Deals**
1.	Daiwa / DC Advisory	¥567,423.5	15	1.	Anderson Mori & Tomotsune	¥786,540.2	10
2.	Mizuho Financial Group, Inc.	227,066.3	9	2.	Nagashima Ohno & Tsunematsu	409,350.9	8
2.	Morgan Stanley	1,061,950.9	9	3.	Mori Hamada & Matsumoto	227,460.8	7
4.	Nomura Securities Co., Ltd.	269,641.4	8	3.	TMI Associates	185,838.3	7
4.	Sumitomo Mitsui Financial Group	809,744.3	8	5.	Skadden, Arps, Slate, Meagher & Flom LLP	596,383.3	6
6.	Houlihan Lokey, Inc.	147,458.4	6	6.	Nishimura & Asahi	582,564.3	5
7.	Mitsubishi UFJ Financial Group, Inc.	243,496.1	5	7.	City-Yuwa Partners	25,148.7	3
8.	Goldman Sachs & Co.	1,255,219.1	4	8.	Goodwin Procter LLP	318,853.6	2
8.	Plutus Consulting Co. Ltd.	185,584.2	4	8.	J. Sagar Associates	4,550.6	2
10.	BofA Securities	143,964.3	3	8.	Kirkland & Ellis LLP	318,853.6	2
10.	Deloitte LLP	65,973.5	3	8.	Kitahama Partners	82,322.4	2
10.	Ernst & Young Global Ltd.	76,148.6	3	8.	Morrison & Foerster LLP	677,209.0	2
10.	Mitsubishi UFJ Morgan Stanley	1,116,008.9	3	8.	Ropes & Gray LLP	209,119.7	2
10.	PricewaterhouseCoopers	-	3	8.	Simpson Thacher & Bartlett LLP	852,516.7	2
10.	YAMADA Consulting Group Co., Ltd.	27,483.0	3	15.	Baker & McKenzie LLP	-	1
16.	Barclays Plc	1,944,581.5	2	15.	Blake, Cassels & Graydon LLP	-	1
16.	UBS Group AG	389,651.2	2	15.	Bradley Arant Boult Cummings LLP	29,622.4	1
18.	A.G.S. Consulting Co., Ltd.	3,918.6	1	15.	Burges Salmon LLP	5,070.0	1
18.	AGS FAS Co. Ltd.	32,002.6	1	15.	Clayton Utz	-	1
18.	Akasaka International Accounting	32,002.6	1	15.	Clifford Chance LLP	-	1

*27 firms tied with 1 campaign

*30 firms tied with 1 campaign

* Transaction Value is the aggregate base equity plus the target's net debt, where applicable.

** Total Deals includes deals that reported a deal value as well as those that did not.

If you would like to participate in our league table rankings or have questions about league table criteria, please contact advisors@factset.com or North America: Tayo Olatoyan – tolatoyan@factset.com, Global: Anita Abbas – aabbas@factset.com, Activism: sharkrepellentadvisors@factset.com.

US: ADVISORY RANKED BY NUMBER OF CAMPAIGNS

COMPANY DEFENSE – TOP BANKS & LAW FIRMS

Rank	Financial Advisor	Total Campaigns	Rank	Legal Advisor	Total Campaigns*
1.	Goldman Sachs & Co.	8	1.	Sidley Austin LLP	16
2.	Spotlight Advisors LLC	4	2.	Paul Hastings LLP	10
3.	Jefferies LLC	3	3.	Wachtell, Lipton, Rosen & Katz	8
4.	Moelis & Co.	2	4.	Kirkland & Ellis LLP	6
4.	Morgan Stanley	2	4.	Latham & Watkins LLP	6
6.	BofA Securities	1	4.	Sullivan & Cromwell LLP	6
6.	Consello Advisory LLC	1	7.	Mcdermott Will & Schulte LLP	3
6.	CR Financial Holdings, Inc.	1	8.	Simpson Thacher & Bartlett LLP	2
6.	JPMorgan Chase & Co	1	8.	Wilson Sonsini Goodrich & Rosati	2
6.	Wells Fargo & Co.	1	10.	Alston & Bird LLP	1

*8 firms tied with 1 campaign

TOP LAW FIRMS TO ACTIVIST

Rank	Legal Advisor	Total Campaigns*
1.	Olshan Frome Wolosky LLP	32
2.	Mcdermott Will & Schulte LLP	10
3.	Willkie Farr & Gallagher LLP	2
4.	Dorsey & Whitney LLP	1
4.	Goodwin Procter LLP	1
4.	Proskauer Rose LLP	1
4.	Sullivan & Cromwell LLP	1
4.	Thompson Hine LLP	1
4.	White & Case LLP	1

If you would like to participate in our league table rankings or have questions about league table criteria, please contact advisors@factset.com or North America: Tayo Olatoyan – tolatoyan@factset.com, Global: Anita Abbas – aabbas@factset.com, Activism: sharkrepellentadvisors@factset.com.

GLOBAL: ADVISORY RANKED BY NUMBER OF CAMPAIGNS

COMPANY DEFENSE – TOP BANKS & LAW FIRMS

Rank	Financial Advisor	Total Campaigns	Rank	Legal Advisor	Total Campaigns*
1.	Goldman Sachs & Co.	13	1.	Sidley Austin LLP	17
2.	Morgan Stanley	4	2.	Paul Hastings LLP	12
2.	Spotlight Advisors LLC	4	3.	Wachtell, Lipton, Rosen & Katz	10
4.	Jefferies LLC	3	4.	Sullivan & Cromwell LLP	8
4.	JPMorgan Securities LLC	3	5.	Latham & Watkins LLP	7
6.	Barclays PLC	2	6.	Kirkland & Ellis LLP	6
6.	BofA Securities, Inc.	2	7.	Mcdermott Will & Schulte LLP	3
6.	Cavendish Capital Markets Ltd.	2	8.	Davis Polk & Wardwell LLP	2
6.	FTI Consulting, Inc.	2	8.	Simpson Thacher & Bartlett LLP	2
6.	Moelis & Co. LLC	2	8.	Skadden, Arps, Slate, Meagher & Flom LLP	2

*14 firms tied with 1 campaign

**13 firms tied with 1 campaign

TOP LAW FIRMS TO ACTIVIST

Rank	Legal Advisor	Total Campaigns*
1.	Olshan Frome Wolosky LLP	36
2.	Mcdermott Will & Schulte LLP	14
3.	Paul, Weiss, Rifkind, Wharton & Garrison LLP	2
3.	Willkie Farr & Gallagher LLP	2
5.	Appleby Global Group Services Ltd.	1
5.	Clifford Chance LLP	1
5.	Dorsey & Whitney LLP	1
5.	Goodwin Procter LLP	1
5.	Norton Rose Fulbright Canada LLP	1
5.	Sullivan & Cromwell LLP	1
5.	Thompson Hine LLP	1
5.	White & Case LLP	1

If you would like to participate in our league table rankings or have questions about league table criteria, please contact advisors@factset.com or North America: Tayo Olatoyan – tolatoyan@factset.com, Global: Anita Abbas – aabbas@factset.com, Activism: sharkrepellentadvisors@factset.com.

About FactSet

FactSet (NYSE:FDS | NASDAQ:FDS) delivers superior content, analytics, and flexible technology to help more than 162,000 users see and seize opportunity sooner. We give investment professionals the edge to outperform with informed insights, workflow solutions across the portfolio lifecycle, and industry-leading support from dedicated specialists. We're proud to have been recognized with multiple awards for our analytical and data-driven solutions and repeatedly scored 100 by the Human Rights Campaign® Corporate Equality Index for our LGBTQ+ inclusive policies and practices. Subscribe to our thought leadership blog to get fresh insight delivered daily at insight.factset.com. Learn more at www.factset.com and follow us on Twitter: www.twitter.com/factset.

Important Notice

The information contained in this report is provided “as is” and all representations, warranties, terms and conditions, oral or written, express or implied (by common law, statute or otherwise), in relation to the information are hereby excluded and disclaimed to the fullest extent permitted by law. In particular, FactSet, its affiliates and its suppliers disclaim implied warranties of merchantability and fitness for a particular purpose and make no warranty of accuracy, completeness or reliability of the information. This report is for informational purposes and does not constitute a solicitation or an offer to buy or sell any securities mentioned within it. The information in this report is not investment advice. FactSet, its affiliates and its suppliers assume no liability for any consequence relating directly or indirectly to any action or inaction taken based on the information contained in this report. No part of this document (in whole or in part) may be reproduced, displayed, modified, distributed or copied (in whole or in part), in any form or format or by any means, without express written permission from FactSet Research Systems Inc.

If you would like to participate in our league table rankings or have questions about league table criteria, please contact advisors@factset.com or North America: Tayo Olatoyan – tolatoyan@factset.com, Global: Anita Abbas – gabbas@factset.com, Activism: sharkrepellentadvisors@factset.com.